

HOW DO YOU REVISE?


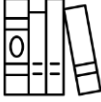



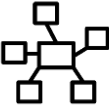





“I don’t know how to revise” is the most common statement made by students of all ages, even in Year 11. The best advice as a starting point is don’t try to revise.

Many research studies show that students rate re-reading class notes, revision guides and highlighting information as the best way to revise. They are not. They are in fact some of the worst ways to put information into your long term memory and keep it there. Because when the information is in front of you it feels very ‘familiar’ and makes you feel secure that you know it. But you probably could not recall much of it if the book was taken away.

Culcheth High School recommends that you use these 5 steps to successful studying and learning, so that revision for examinations is as good as it can be.

Each step takes time, so starting early is the key for success in Year 11.



1			
PREPARE, PLAN, PRIORITISE	GET ORGANISED: EXAM DATES, STRUCTURE, REVISION AND KEYWORD LISTS. CREATE A REVISION TIMETABLE	GET A REVISION GUIDE. STORE ALL SUBJECT BOOKS TOGETHER. MARK OUT UNITS IN YOUR BOOK. GET A SPACE TO STUDY	<ul style="list-style-type: none"> • CHS REVISION GUIDE LIST • GOOGLE CLASSROOM • GOOGLE SITES (SOON) • USE PASTORAL SUPPORT FOR STRESS MANAGEMENT
2			
REVISIT, REVIEW, REWRITE	REVISIT UNITS AND REWRITE NOTES. USE YOUR BOOKS, REVISION CHECKLISTS AND REVISION GUIDES TO HELP YOU	COVER EVERY POINT ON YOUR REVISION CHECKLIST. THIS WILL TAKE TIME. ASK YOUR TEACHER WHEN YOU ARE NOT SURE	<ul style="list-style-type: none"> • SUBJECT REVISION LISTS • KNOWLEDGE ORGANISERS • LESSON FILES/ BOOKS • GOOGLE CLASSROOM • GCSE POD • MATHSWATCH VIDEOS
3			
CONDENSE, CONCISE, CONNECT	SHORTEN YOUR REVISION NOTES. INCLUDE MAIN POINTS AND WORDS	USE FLASH CARDS, MIND MAPS, TIMELINES, ANNOTATED DIAGRAMS	<ul style="list-style-type: none"> • FLASH CARDS • CHS REVISION SESSIONS • REVISION HOMEWORKS
4			
RETRIEVE, ELABORATE, SPACE	RETRIEVAL IS THE MOST IMPORTANT PHASE. TEST WHAT YOU KNOW. ALSO ELABORATE TO EXPLAIN WHAT YOU KNOW	RETRIEVE, CHECK, RETRIEVE, CHECK. ELABORATE AGAIN. SPACE OUT YOUR SUBJECTS	<ul style="list-style-type: none"> • TASSOMAI • QUIZLET • GOOGLE QUIZZES • CHS RETRIEVAL TASKS • MATHS PINPOINT LEARNING
5			
PAST QUESTIONS & PAPERS	ONLY START PAST QUESTIONS WHEN YOU ARE CONFIDENT WITH A SECTION OF A SUBJECT	ASK A TEACHER TO MARK AND CHECK. REDRAFT AND RESTRUCTURE TO IMPROVE. CAN YOU GAIN MORE MARKS?	<ul style="list-style-type: none"> • GOOGLE CLASSROOM • EXAMBOARD WEBSITES • MATHS PINPOINT LEARNING